



**graduates award top grades.**

bachelor and master programs

**2019/20**

QUALITATIVE  
INTERNATIONAL  
INSPIRATION  
PRACTICE ORIENTED  
SEMESTER ABROAD  
KNOW-HOW COMPETENT  
UNIQUE

[www.mci.edu](http://www.mci.edu)

**mentoring the motivated.**



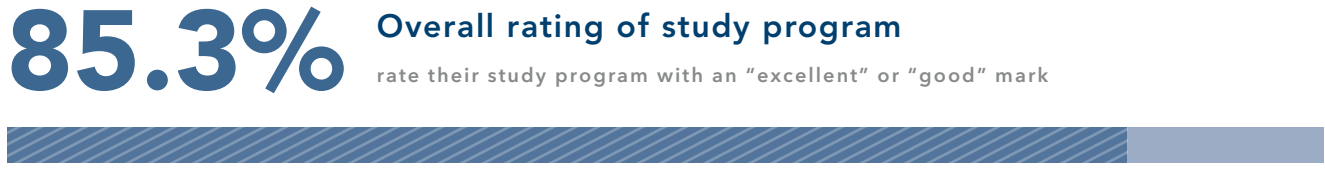
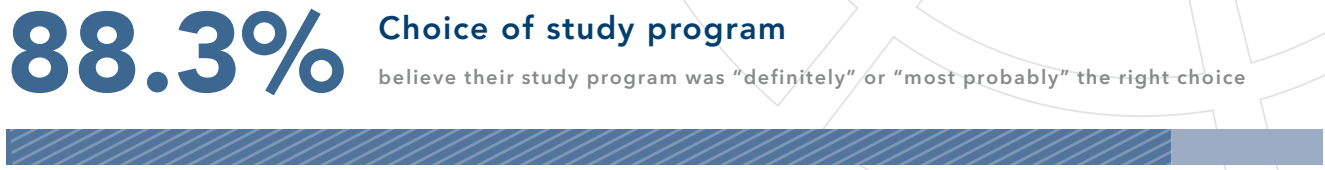
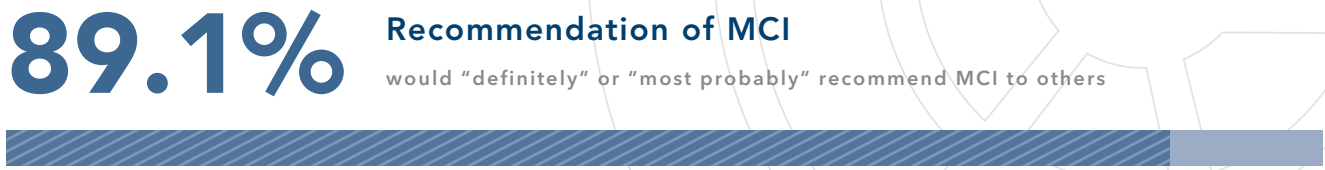
## key data of the survey.

<b>METHOD</b>	Full anonymous written survey using a standardized online questionnaire	
<b>TIME FRAME</b>	The survey was conducted between October 30 and December 2, 2019. The validation and analysis of results took place in the spring of 2020 (parallel to a survey with almost identical structure conducted in 2013 and 2016).	
<b>POPULATION &amp; SAMPLE</b>	The target population included 3,656 graduates, of whom <ul style="list-style-type: none"> <li>• 2,112 graduated with a bachelor degree,</li> <li>• 1,544 graduated with a master degree.</li> </ul> The survey targeted all graduates who completed their degree between 2012 and 2017 (on weighted average 4.4 years after graduation)	
<b>PARTICIPATING STUDY PROGRAMS</b>	<b>BACHELOR</b> Biotechnology (FT) Business & Management (FT / PT) Business Administration (Online) Engineering, Environmental & Biotechnology (FT) Environmental, Process & Energy Engineering (FT / PT) Food & Bioresource Technology (FT / PT) Industrial Engineering & Management (FT / PT) Management & Law (FT) Management, Communication & IT (FT) Mechatronics (FT / PT) Nonprofit, Social & Health Care Management (FT) Social Work (FT) Tourism Business Studies (FT)	<b>MASTER</b> Bioresource & Food Engineering (PT) Biotechnology (FT) Engineering, Environmental & Biotechnology (FT) Entrepreneurship & Tourism (FT) Environmental, Process & Energy Engineering (FT / PT) Industrial Engineering & Management (PT) International Business & Law / Strategic Management & Law (FT) International Business & Management (FT / PT) International Health Care & Social Management (FT) Management, Communication & IT (FT) Mechatronics & Smart Technologies (FT / PT) Social Work, Social Policy & Management (FT)
<b>RESPONSE RATE</b>	28.9%	
<b>PROJECT MANAGEMENT</b>	Brigitte Auer, Head of Quality Management Christina Hackhofer, Quality Management phone: +43 512 2070 1300, e-mail: qm@mci.edu	

FT = full time, PT = part time, Online; last updated: July 2020. Subject to errors and changes.

Photos: © MCI: 2; © MCI-Schletterer: 6-7; ©Robert\_Kneschke - Fotolia.com: 5;© rawpixel - Fotolia.com: 9; ©SVLuma - Fotolia.com: 18

summary.

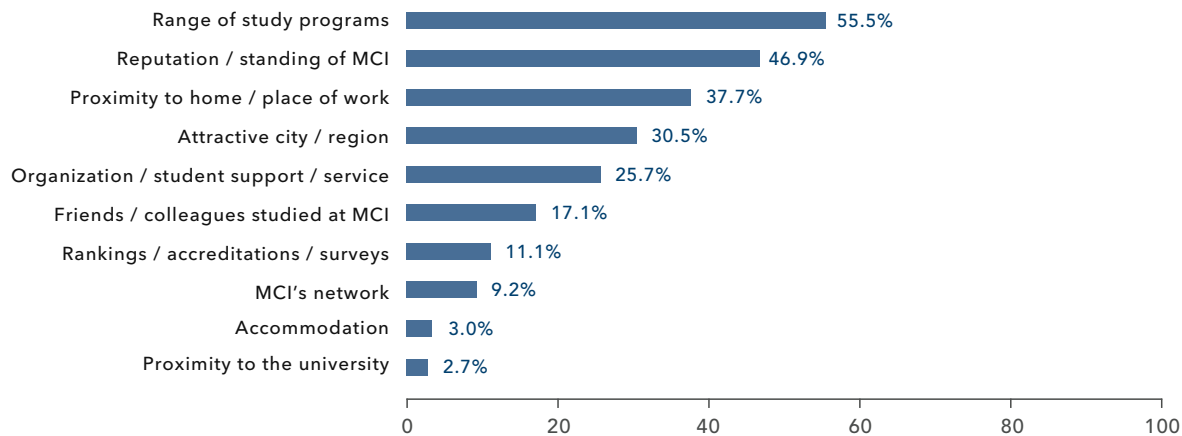


## choice of study program.

### What made you choose MCI?

Please provide your three main reasons.

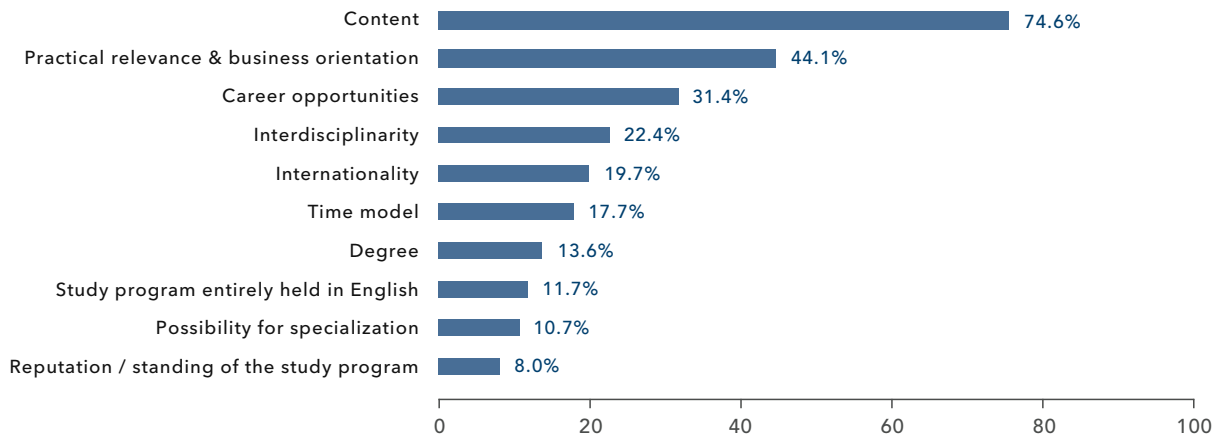
The primary reasons to enroll at MCI were the school's "range of study programs" (55.5%) and the "reputation / standing of MCI" (46.9%).



### What made you choose your specific study program?

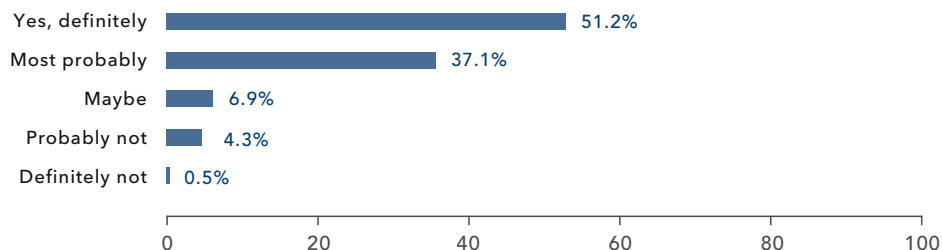
Please provide your three main reasons.

For 74.6% of the graduates the primary reason was the "content", followed by "practical relevance & business orientation" with 44.1% listing it as their prime motivation.



### In retrospect, did you choose the right study program?

88.3% of the graduates think their study program was "definitely" or "most probably" the right choice also in hindsight. Only 4.8% answered with "probably not" or "definitely not".



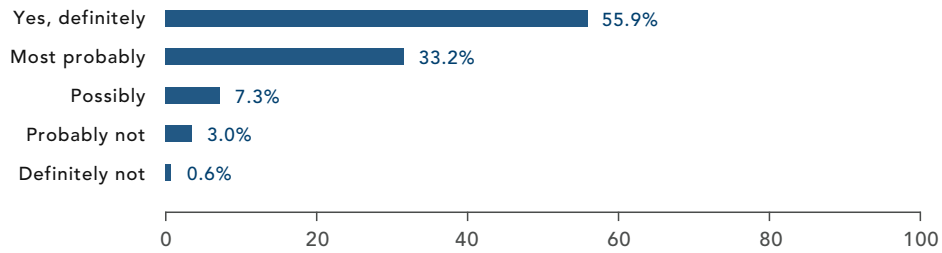




## recommending the mci.

Would you recommend MCI to your friends, acquaintances, or colleagues?

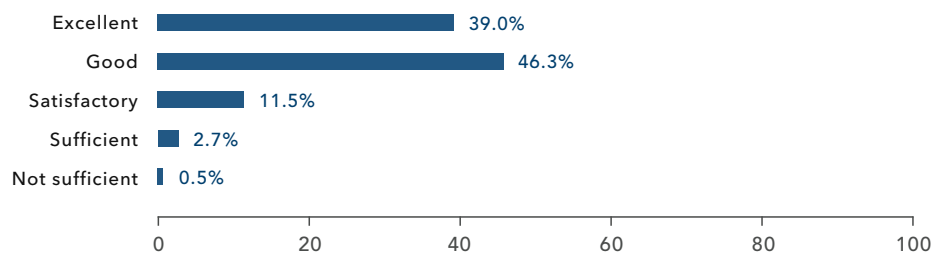
89.1% of the graduates would "definitely" or "most probably" recommend MCI to their friends, acquaintances, or colleagues. 7.3% would "probably", and only 3.6% "probably not" or "definitely not" recommend the school.



## overall rating.

In retrospect, how would you assess the study program as a whole?

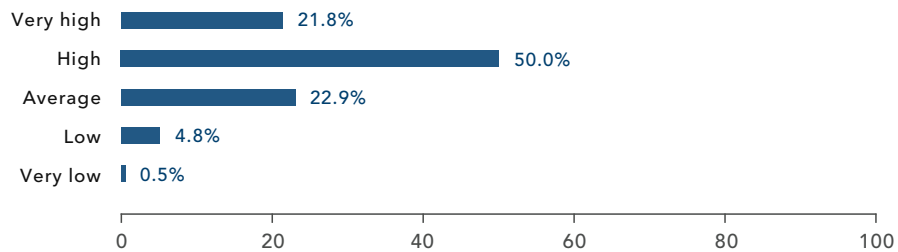
85.3% of the respondents would today rate the study program they completed at MCI an "excellent" or "good" grade. 11.5% rate it as "satisfactory", while only 3.2% rate it "sufficient" or "not sufficient".



## demands made of students.

How would you assess the demands made of you during your studies?

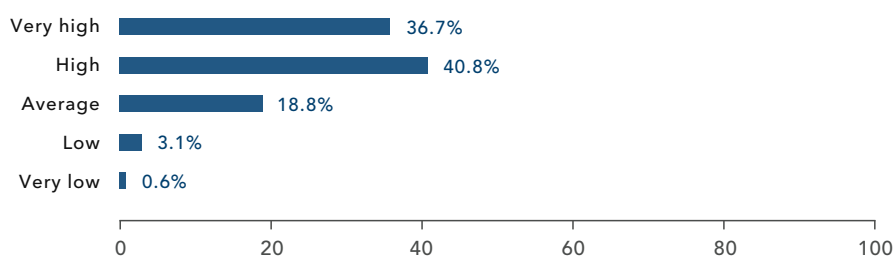
71.8% of the graduates rate the demands of studying at MCI as "very high" or "high". 22.9% consider the demands as "average". Only 5.3% of the respondents would now rate the demands made of students as "low" or "very low".



## relevance of study programs to career development.

How would you assess the relevance of the study program for your professional development?

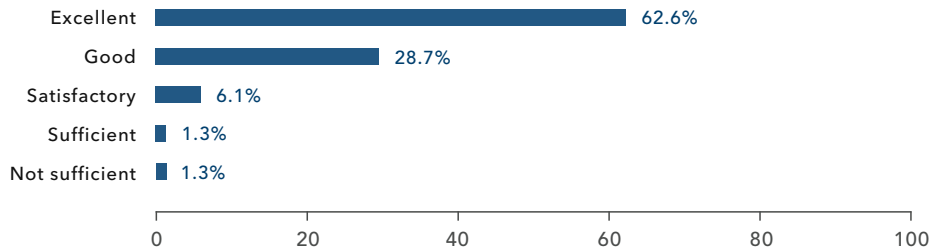
The majority of graduates, i.e. 77.5%, rate the relevance of their completed studies to their professional career as "very high" or "high". 18.8% consider their study program as having "average" relevance. 3.7% of respondents report "low" or "very low" relevance.



## student support.

### How would you rate the student support provided by MCI?

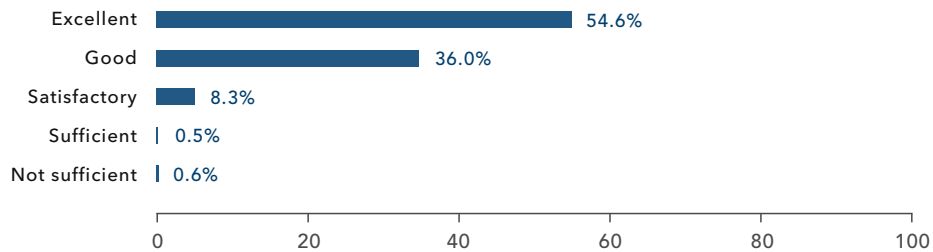
91.3% of the graduates rate the support which students at MCI receive as "excellent" or "good". 6.1% rate it as "satisfactory". Only 2.6% rate the support students are provided with as "sufficient" or "not sufficient".



## infrastructure.

### How would you rate the MCI buildings and infrastructure?

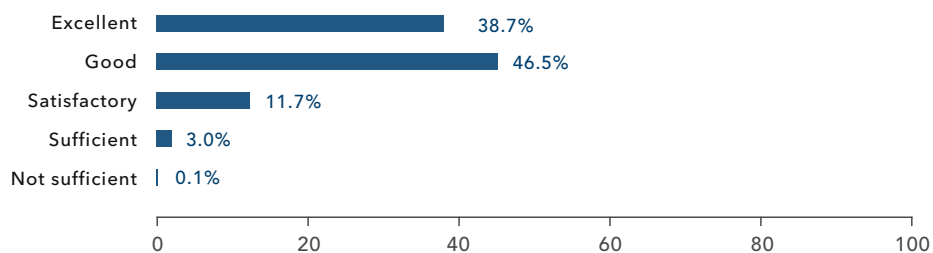
90.6% of the respondents rate the MCI buildings and infrastructure as "excellent" or "good". 8.3% rate them as "satisfactory". Only 1.1% responded with "sufficient" or "not sufficient".



## it facilities.

### How would you rate MCI IT services (e.g. equipment, functionality, support)?

85.2% rate the IT services provided by MCI as "excellent" or "good". 11.7% rate it as "satisfactory", and 3.1% as "sufficient" or "not sufficient".





**career development & planning since graduation.**

## BACHELOR

(FULL-TIME | PART-TIME | ONLINE)

▶ pages 10 - 13

response rate: 25.4%

*completion of studies, 4.4 years ago (on average)*

## MASTER

(FULL-TIME | PART-TIME)

▶ pages 14 - 17

response rate: 33.7%

*completion of studies, 4.4 years ago (on average)*



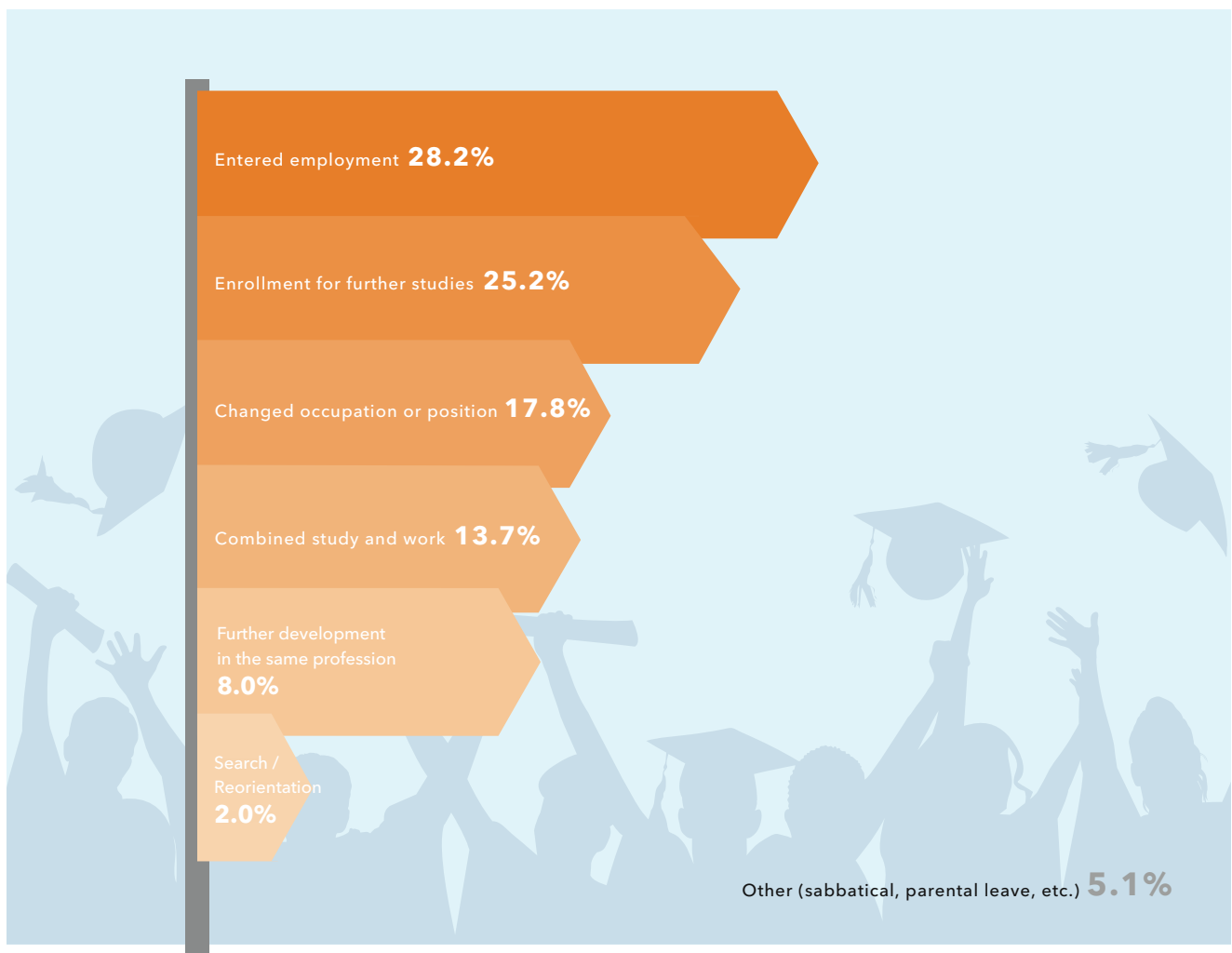
# BACHELOR

(FULL-TIME | PART-TIME | ONLINE)

## professional development.

What did you do immediately after graduating from MCI?

While 25.2% of the respondents decided to continue with their studies, 28.2% entered into employment directly after graduation. 17.8% changed their occupation or position within a company and 8.0% remained in the same profession as before. 13.7% of the graduates stated that they opted for a combination of work and further studies. 2.0% started looking for employment immediately after graduation. 5.1% chose a different path altogether, such as an extended break or a voluntary internship.

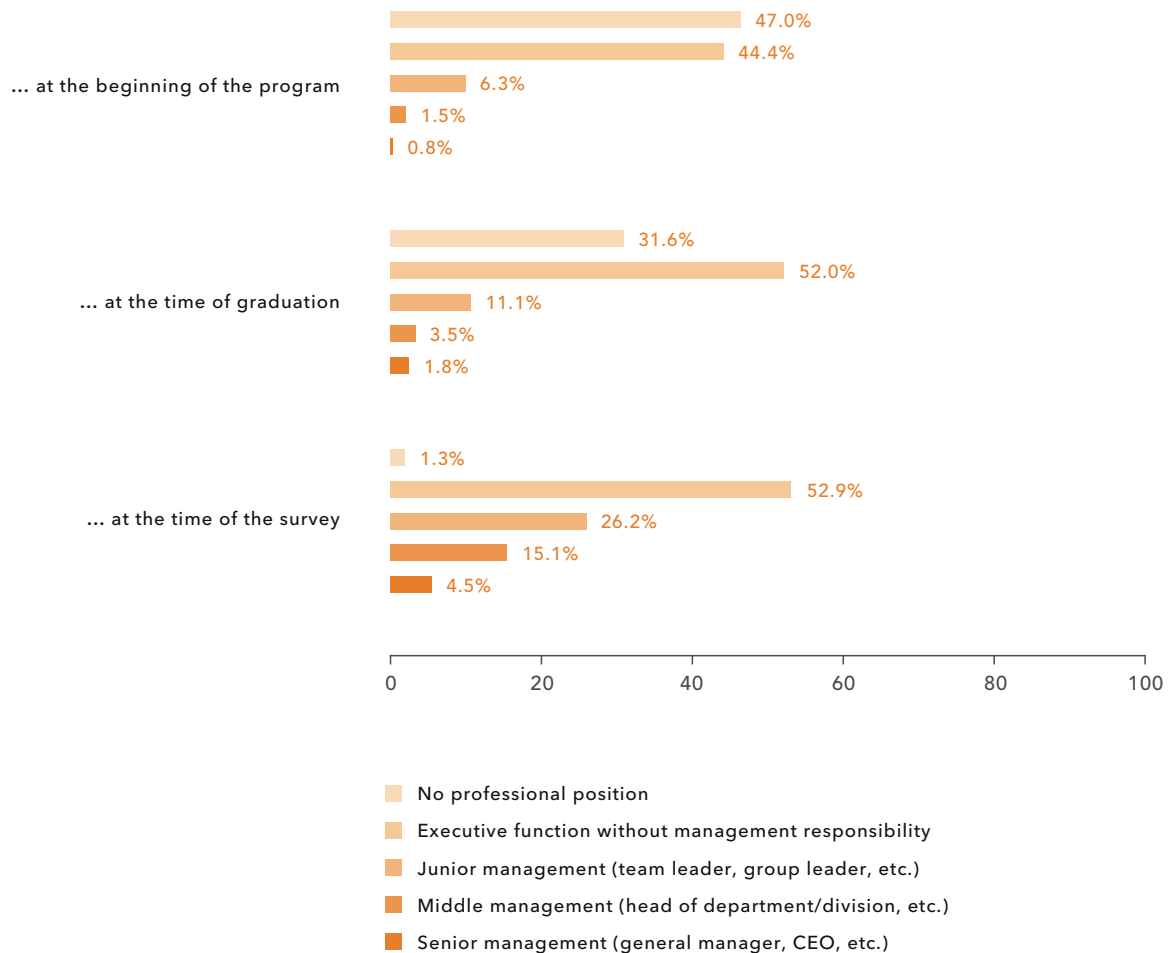


## professional position.

Which of the statements below apply to your professional position at the time of beginning your studies, at the time of graduation, and at the time of undertaking this survey?

Graduates of a bachelor program achieve remarkable professional development.

At the time of enrolling for their studies, only 2.3% of the interviewed graduates were employed in middle or senior management, whereas 19.6% of them worked in middle management at the time of undertaking this survey.



# BACHELOR

(FULL-TIME | PART-TIME | ONLINE)

## income development.

What was your annual salary at the beginning of your studies and the time of graduation from MCI? What is your salary today?

Salary here refers to the graduates' annual gross salary; the below numbers include also those graduates who, at the time of the survey, were not employed for personal or family reasons.

### FULL-TIME

Graduates of full-time bachelor programs earned, on average, an annual gross salary of € 16,308 at the beginning of their studies. After graduation, their salary increased to € 22,052. Graduates of bachelor degree programs who had completed their studies 4.4 years ago and immediately entered into employment earned an average of € 40,446 at the time of the survey.

Ø 16,308 €



at the beginning of  
the study program

Ø 22,052 €



at the time  
of graduation

Ø 40,446 €



on average 4.4 years  
after graduation

### PART-TIME

Graduates of part-time bachelor programs earned, on average, an annual gross salary of € 38,750 at the beginning of the study program. The salary increased to € 44,551 after graduation. Those who had graduated about 4.4 years ago earned an average of € 60,601 at the time of the survey.

Ø 38,750 €



at the beginning of  
the study program

Ø 44,551 €



at the time  
of graduation

Ø 60,601 €

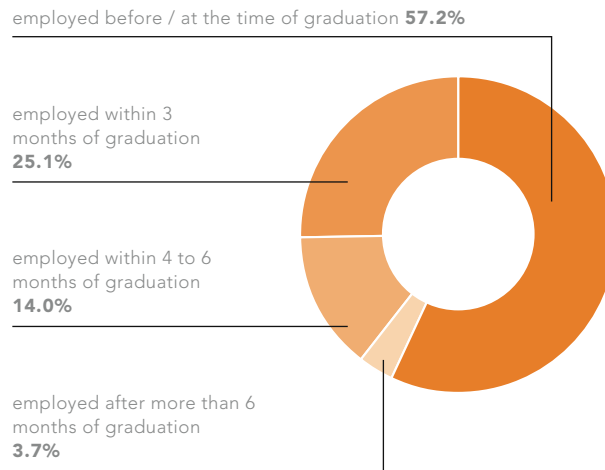


on average 4.4 years  
after graduation

## job search.

### How long did it take you to find a job after graduating from MCI?

More than 57.2% of the graduates of (full-time) bachelor programs were employed already before or at the time of graduation. Only 3.7% of the respondents had been searching for a job for more than 6 months.



## job offers.

### How many jobs had you been offered by the time of graduation?

Graduates of bachelor programs had been offered an average of 2.4 jobs by the time of graduation.

**2.4:1**

Ø Job offers before / at point of graduation

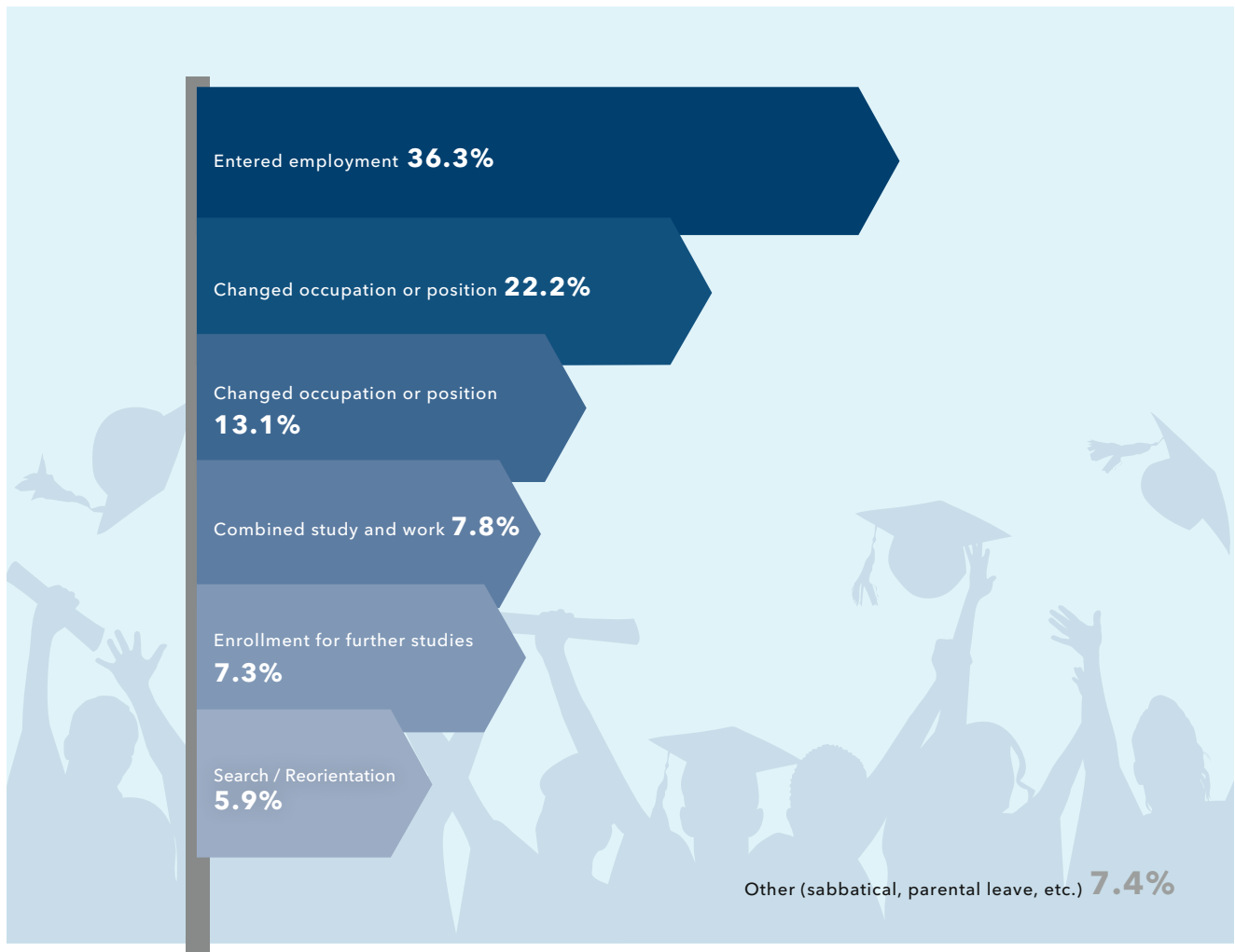
# MASTER

(FULL-TIME | PART-TIME)

## professional development.

What did you do immediately after graduating from MCI?

36,3% of the graduates of master programs entered into employment immediately after graduation. 22.2% changed their occupation or position within a company. 13.1% remained in their previous profession. 7.8% opted for a combination of work and further studies. 7.3% decided to enroll for further studies after completing their previous degree. 5.9% of the respondents were not employed, which is to say they were searching for employment. 7.4% chose a different path altogether, such as an extended break, volunteering, or parental leave.



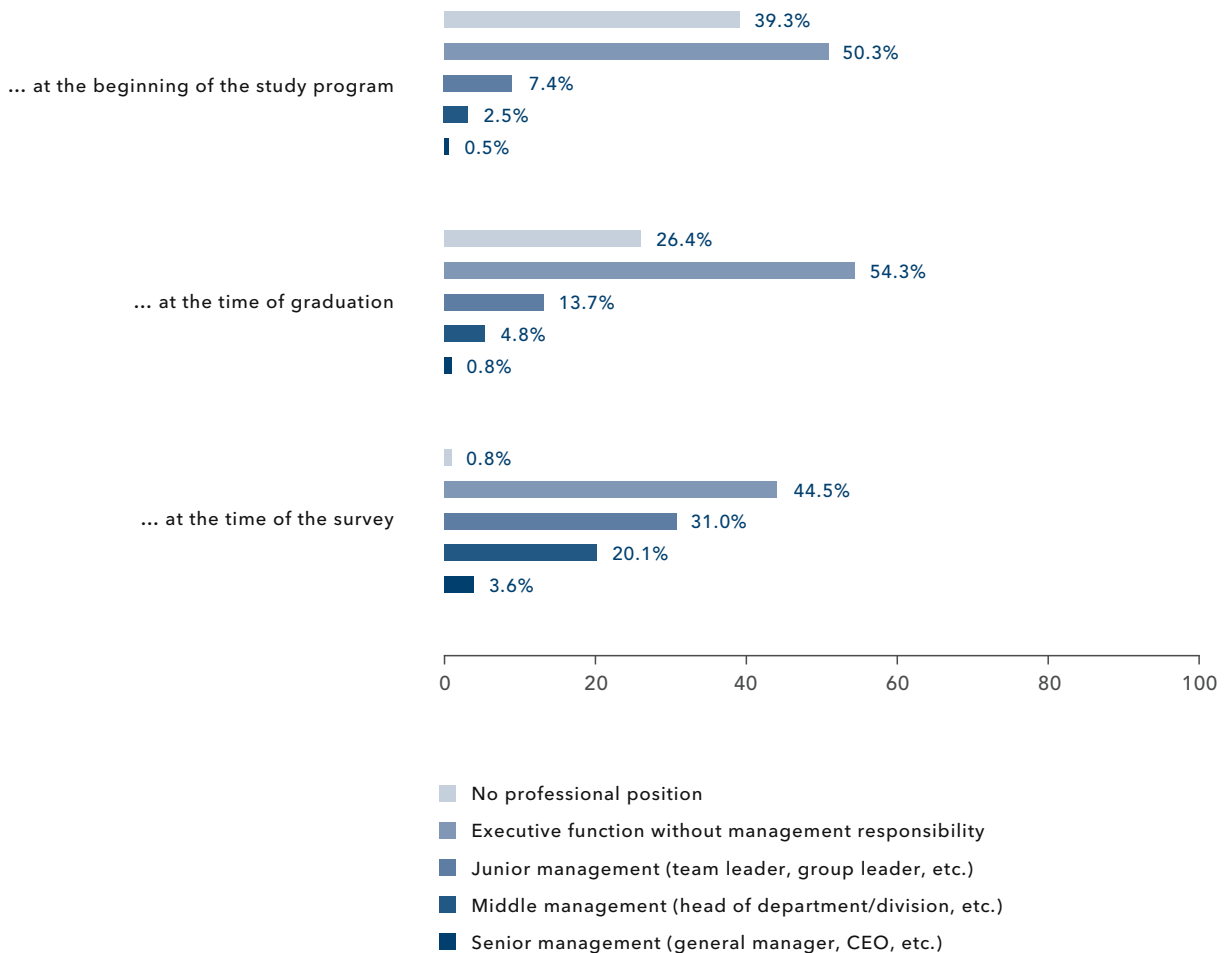


## professional position.

Which of the statements below apply to your professional position at the time of beginning your studies, at the time of graduation, and the time of undertaking this survey?

The career development of graduates of master programs is impressive.

At the time of enrolling for their studies only 3.0% of the interviewed graduates were employed in middle or senior management, whereas 23.7% worked in middle management at the time of the survey.



# MASTER

(FULL-TIME | PART-TIME)

## income development.

What was your annual salary at the beginning of your studies and at the time of graduation from MCI? What is your salary today?

Salary here refers to the graduates' annual gross salary; the below numbers include also those graduates who, at the time of the survey, were not employed for personal or family reasons.

### FULL-TIME

Graduates of full-time master programs earned, on average, an annual gross salary of € 15,422 at the beginning of their studies. After graduation, their salary increased to € 24,029. Graduates of bachelor degree programs who had completed their studies 4.4 years ago and immediately entered employment earned an average of € 49,907 at the time of the survey.



### PART-TIME

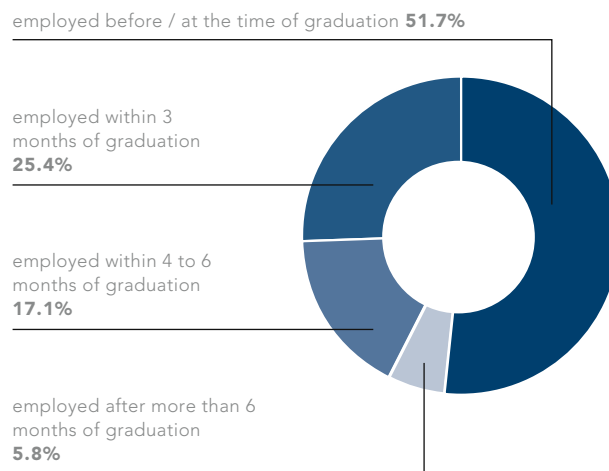
Graduates of part-time master programs earned, on average, an annual gross salary of € 37,500 at the beginning of their studies. The salary increased to € 48,182 after graduation. Those who had graduated about 4.4 years ago earned an average of € 66,136 at the time of the survey.



## job search.

How long did it take you to find a job after graduating from MCI?

More than 51.7% of the graduates of (full-time) master programs were employed already before or at the time of graduation. Only 5.8% of the respondents had been searching for a job for more than 6 months.



## job offers.

How many jobs had you been offered by the time of graduation?

Graduates of master programs had been offered an average of 2.7 jobs by the time of graduation.

**2.7:1**

⌘ Job offers before / at point of graduation

## quotes from the survey.

Selected statements from the anonymous survey.

First-class university with an excellent network to industry and research, highly motivated professors and top service!

The organization, supervision and support during the study program was incredibly professional!

I appreciate the great professors and the innovative approach towards business, IT and technology!

High-quality courses, renowned company partners for projects and last but not least great partner universities all around the world!

I appreciate the openness of the lecturers and the constructive atmosphere. The positive study environment has always motivated me.

The organization of the part-time study program was perfect and could be ideally combined with my work. I can only recommend MCI.

What makes the MCI? Friendly atmosphere, helpful environment, high competence of the teaching staff and a perfect preparation for your career.

My studies at MCI have personally shaped and positively changed me, my horizon has broadened - and that's a good thing!

My studies at MCI have personally shaped and positively changed me, my horizon has broadened - and that's a good thing!

The studies were perfectly organized.  
I would do it again anytime. Thanks!

The graduation ceremony was impressive for my whole family. The festive setting will always remain in my memory.

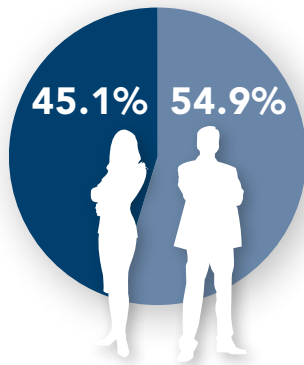
## success stories.

For more insight on the experiences and achievements of successful alumni, please visit: [www.mci.edu/en/alumni/success-stories-en](http://www.mci.edu/en/alumni/success-stories-en)

## demographics.

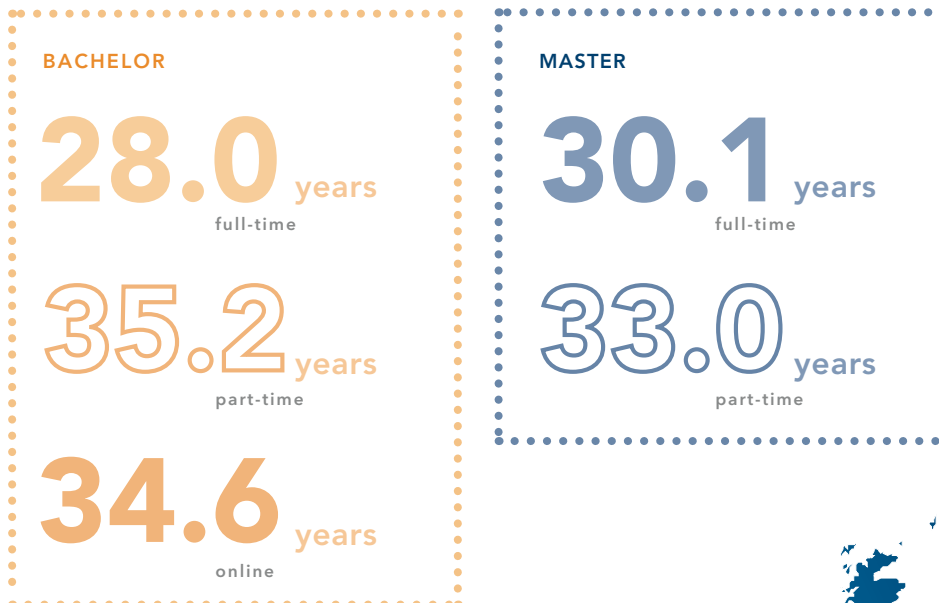
The below charts provide a summary of relevant demographic information about the graduates who participated in the survey.

### GENDER

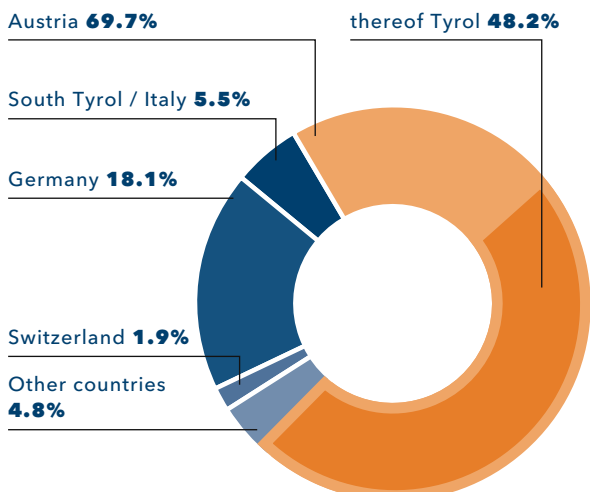


### AGE (AT THE TIME OF THE SURVEY)

arithmetic mean:



### PLACE OF RESIDENCE (AT THE TIME OF THE SURVEY)



# www.mci.edu

MCI | THE ENTREPRENEURIAL SCHOOL®  
6020 Innsbruck / Austria, Universitaetsstrasse 15  
+43 512 2070-3900, office@mci.edu, www.mci.edu



## PATRONS



**INNS'  
BRUCK**



universität  
innsbruck



## SPONSORS

Tiroler Tageszeitung



START  
UP.  
TIROL



ionQess

more  
than  
metrics

Hoight

## SUBSIDIARIES